



INSTALLATION GUIDE



Read these assembly instructions carefully before you start.



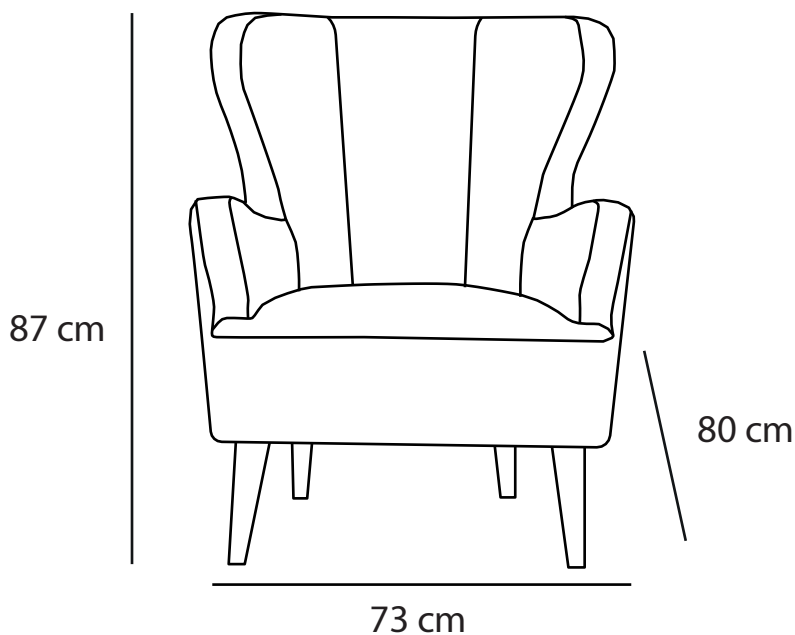
Two people are required to assemble and transport the sofa.



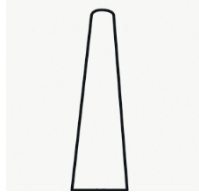
Safety first! Do not allow children to handle or play with the furniture.



To clean fabric sofas, use a mild upholstery cleaner spray or a mixture of warm soapy water. For leather sofas it is recommended to use leather cleaner and softener products. Suede sofas are cleaned with a suede brush or suede cleaner spray. It is important to use cleaning products that are suitable for this Sofa. and following the manufacturer's instructions will help you to use the product for a long life.



A



4 Feet

B



5x50 mm
Screw 20
Pieces

C

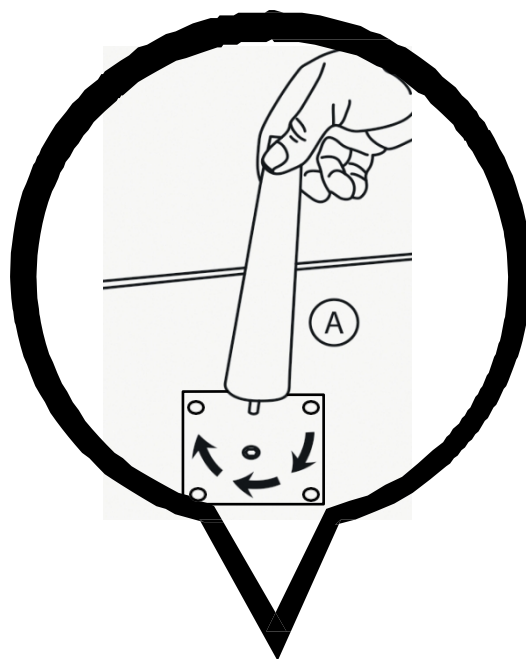


(Not included.)

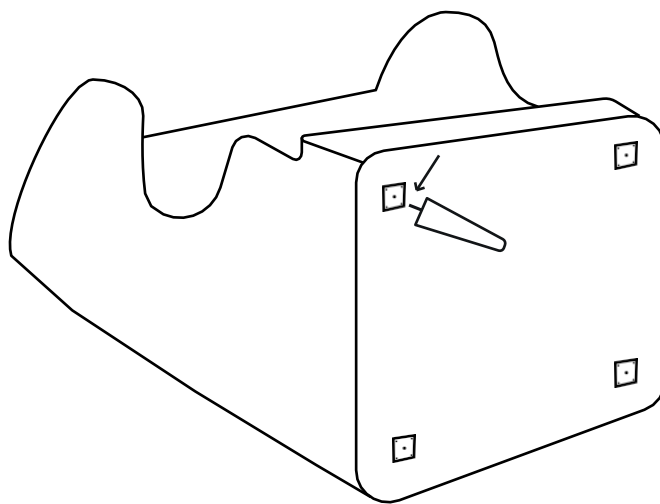
D



(Not included.)



A -



20 screws of 5x50 mm are fixed to the four corners of the berber together with the leg with the help of a drill.

